



John 's WordPerfect Find Manager

version 1.2

This set consists of these commands:

QuickFind - a smaller faster Find dialog that shows find direction in its title and doesn't stay on screen.

Find in All Open - search for text in all open documents. Includes **Find Next in All Open** and **Find Previous in All Open**.

Find Recent - a menu of the five most recent strings you've found, plus the Clipboard and any text you enter manually. Go back to any one easily. Includes **Find Recent in All Open**.

Find All - looks for every instance of text in a file. Makes a new document with the paragraphs containing that text.

Find Near - find any text that's in the same paragraph as some other text.

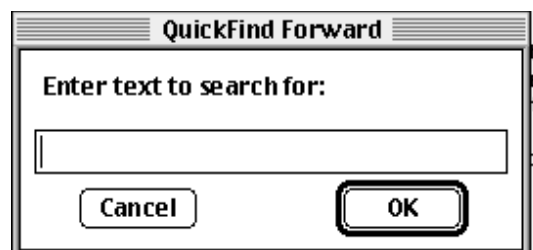
Find, Find Next and **Find Previous**, macros which match the program commands of the same name but also support the Recent list, as do all commands in this set.

QuickFind

This alternative to the Find dialog puts a smaller and faster dialog on screen. The find direction - Forward, Backward or Within Selection - is shown in the dialog title. If any text in the active document is selected, the find direction defaults to Within Selection. To change direction, leave the entry box blank and click OK. If there is text selected, this deselects it and sets direction to Forward.

If the command does not find your text, it beeps. If it does, it selects it. In either case, the dialog does not stay on screen. To find another occurrence, use the Find Next or Find Previous macros.

The dialog box, with current direction in the title, looks like:



Find in All Open

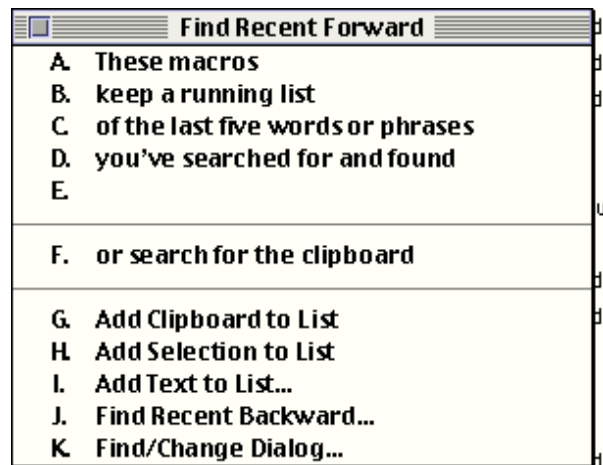
Searches for the string you enter, in all open documents. **Find Next in All Open** and **Find Previous in All Open** search for the next or previous occurrence of the string most recently

found.

Find Recent

The macros **Find**, **Find Next**, and **Find Previous** work just like the program commands of the same name, but also keep a running list of the last five words or phrases you've searched for and found in the present session.

The **Find Recent** macro gives you a menu of the last five strings you've found with any command in John's Find Manager, the clipboard, and text you enter manually. They are presented in a menu so you can go back to any of them easily. The dialog box is entitled "Find Recent Forward," or "Find Recent Backward" according to the setting in the program's Find/Change dialog. Switch directions with menu choice J. If any text is selected, the title is "Find Recent within Selection."



Run this macro, and your most recent finds, up to five, are shown on a menu. Click on any one, or type the letter to its left, to find that string again. If the string can't be found in the direction specified (or within the selection, if text is selected), you're asked if you'd like to search in the other direction (or in the document, if text was selected).

Additional options on the menu let you search for the contents of the clipboard, add the clipboard to the list, manually add text to the list, or go to the regular Find/Change dialog.

Find Recent in All Open

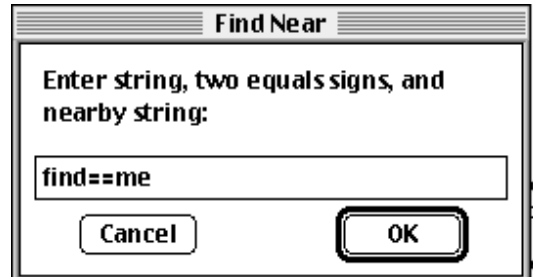
Operates like the two parts composing it. Searches in All Open are wraparound, so direction is not specified in the dialog's title.

Find All

This searches an entire document for the string you specify, and makes a new document with all the paragraphs containing that string.

Find Near

Find one string that's in the same paragraph as another string. Enter them, separated by two equals signs, in the dialog:



so this example would look for "find" in the same paragraph as "me", in any order. Set find direction, partial/whole word and case sensitive options in the program's Find/Change dialog.

If the two strings are found in the same paragraph, that paragraph will then be selected. If the command finds the first string but does not find the second within the paragraph, the insertion point will be moved past the paragraph containing the first string, and nothing will be selected.

Find

Brings up the regular Find dialog, but adds anything you find with it to the Recent list.

Find Next and Find Previous

Operate as do the program commands, but add what they find to the Recent list.

Search parameters

Where to search, whether to match case, etc. are set in the program's Find/Change dialog. Find Action always defaults to Select Match, which is necessary to know what to copy and add to the Recent list.

Keystrokes

The macros are most useful with keystrokes assigned. Since the Find, Find Next and Find Previous macros match the program commands of the same names, you might assign them Command-F, Command-G and Command-Shift-G respectively. I've assigned Command-Shift-F to Find Recent, and even assigned Command-F to QuickFind, since I rarely use the full Find dialog any more, and can pull it off the menu when I need it (preferably the macro menu, which then adds the search string to the recent list.

What's new

Find All in version 1.1; Find Near and a faster Find All in 1.2.

GREP (regular expression) searching

Use John's WP GREP, a separate free distribution on Mac archives.

Copyright notice

Entire Contents Copyright © 1995, 1996, 1997, 1998 by John C. Rethorst. All rights reserved. Permission is hereby given for anyone freely to copy, distribute and use this material, as long as this copyright notice continues to accompany it, but no one may offer this material for sale, or include it with other material for sale, without the prior permission of the copyright holder. If you modify these macros, do not distribute your changes.

WordPerfect stuff of mine

All macros are free, at: <http://hyperarchive.lcs.mit.edu/HyperArchive/Abstracts/text/wp/HyperArchive.html>, <ftp://ftp.corel.com/pub/WordPerfect/WPMac/Macros/>, and ftp://ftp.r8ix.com//WP-L_Stuff/John's Stuff

- Auto Character Styles 1.0.2 provide character-level styles which automatically update, like the program's paragraph styles.
- Bookmark 1.1 macros provide five bookmarks per document, with a menu showing the page number and text selected when the bookmark was set. For program versions 3.0 and 3.1.
- Character Styles 1.1.1 provide character-level formatting styles which complement the program's paragraph styles. "Incredibly useful" - Umich Mac Archive
- Citations 2.3 makes WP and any database into a seamless reference manager like EndNote, ProCite or Reference Manager. Elegant integration of WP and FileMaker Pro.
- Custom Prefs let you switch among any number of customized program preferences settings.
- Document Notes add a message to any WP file. Can be set to appear automatically when you open that file. Easily edited, deleted and searched, and set to disappear automatically.
- Equation Manager automatically numbers and formats equations in documents, supports cross-referencing and lists of equations by number and name.
- File Manager 2.2.3 includes batch macro processing: global find/change for all files in a folder; a menu of frequently (not necessarily recently) opened files; worksets of files that can be opened all at once; save and/or print all open documents; and macros to change a set of file or folder names according to the date or day of the week.
- Find Manager 1.2 includes QuickFind - a faster find dialog, Find in All Open, Find Recent, Find All, which makes a new document with every instance of what you searched for, and Find Near, which locates two search strings within the same paragraph.
- Glossary 1.3 offers up to 26 glossary entries. A menu most of the width of your screen shows you as much of each entry as will fit. Click on the entry or type its identifying letter to place the entry in your document. Or, you can assign keystrokes to individual entries.
- GREP 1.1.5 adds powerful regular expression search capability - find patterns of text.
- Note Editor 4.1 shows all footnotes or endnotes in one window, automates the cross referencing of notes, and greatly facilitates formatting and printing.
- Outlining module, now shipping with program version 3.5e (no longer available as macros). Widely regarded as the best outliner available on the Macintosh.
- Outlining Keystrokes add an on-off switch to the Outlining module, so you can use the

Return, Tab and Shift-Tab keys to outline as well as their regular functions. Also lets you assign any keystroke to any outlinig command.

- Previous Positions 2.1 let you remember up to ten places among all open documents, and go to any one with a keystroke
- QuickCorrect 1.2.2: a much faster way to add QuickCorrect entries, correcting the initial mistyping at the same time, and toggle QuickCorrect on and off quickly.
- Scripting Guide - how to write macros and AppleScripts. 52,000 words, 1700 lines of sample code. Book done entirely in WP.
- Table Manager 1.1: fills selected cells with an increment defined by the first two cells of the selection, shades alternate columns or rows of a table, selects parts of a table, navigates to a table cell, provides info on the current table, and creates a text box with a table in it.
- Thousand Clipboards offers that many (or more) clips for text.
- Tip 'o the Day 1.1 chooses at random from 98 user-definable tips, optionally at startup.
- Tips & Macros 1.7, 50 pages on almost everything to do with WP.
- UltraClip 1.0.7 gives you up to 50 clipboards for text. Clips are named automatically (or you can name them yourself) and saved to disk. Paste by choosing a clip from a menu.
- Window Manager 2.0.1 offers control over all open windows, tiles open windows horizontally (so you can read entire lines of text), toggles first and second windows, and opens a new independently scrollable view of the active document. You can also close, save or print all open documents with one command.

Comments and suggestions are welcome, at jcr2@cornell.edu.